

■SPECIFICATION

Model no.	WTD-K160AII	WTD-S160A	WTD-S160
Dimension	W2340xD740xH1465mm	W2330xD740xH1485mm	W2330xD670xH1430mm
Weight	280kg (Machine + 1.5m conveyer)	235kg (Machine + 1.5m conveyer)	225kg (Machine + 1.5m conveyer)
Max. slice size	W165xH40-90xL450mm	W160xH100xL600mm	W160xH100xL600mm
Thickness	0.5-10mm(with TA board) 0.5-30mm(without) (Depends on products)	0.5-10mm(with TA board) 0.5-30mm(without) (Depends on products)	0.5~30mm(TA board is not available) (Depends on products)
Speed	80-250/min.	60-260/min.	60-260/min.
Slice temperature	-2~+4°C (Depends on prpducts)	-2~+4°C(Depends on prpducts)	-2~+4°C(Depends on prpducts)
Slice angle	0°~60°	No angle slice	No angle slice
Rating electricity	Inlet 0.98kW Rating electric current 6.1A	Inlet 0.78kW Rating electric current 5.0A	Inlet 0.78kW Rating electric current 5.0A
Rating power consumption	0.22kW (50/60Hz)	0.24kW (50/60Hz)	0.22kW (50/60Hz)
Power supply	3P 200V 50/60Hz 20A	3P 200V 50/60Hz 20A	3P 200V 50/60Hz 20A

WATANABE
WATANABE FOODMACH CO.,LTD.

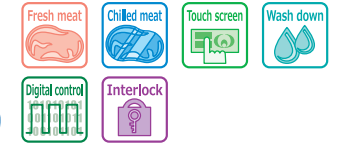
2-12-26 TSUYUHASHI NAKAGAWA-KU NAGOYA JAPAN
TEL052-361-8511 FAX052-361-8490
URL: <http://www.foodmach.co.jp/>

SALES AGENT

WATANABE

TORNADO SERIES

WTD-K160AII / S160A / S160



The wide range of slice items is available, but your cost and body are "compact".



Tornado 160 slant AII



Tornado 160 Stella A

WTD-K160A II Tornado 160 slant AII



CAPACITY
250
SLICES/MIN.
(MAX)

LESS PRODUCT LOSS!!

WITH SPECIAL PRODUCT STOPPER, NOW IT IS POSSIBLE TO HAVE MINIMUM END PIECE LEFT.

Less slice loss!

NO PRODUCT STOPPER
(PREVIOUS MODEL'S END PIECE)

WITH PRODUCT STOPPER
(A 1/2" END PIECE)



Less slice loss!

APPROVED BY PATENT, "SCISSORS CUTTING STYLE"

A rotating blade and a fixed blade hold material, and slice sharply like scissors.

Simple control

The thickness, intermittent and shingling are all controlled by the touch screen. Also 0.1mm thickness control is possible! The maximum slice speed is 260/min.!!

Safety

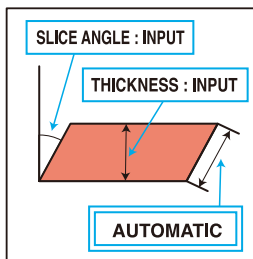
The easy use with the simple design. The interlock system promises your safety. It is safe and easy to remove/re-assemble the blade with the special cover.

Sanitary engineering

Only 1 minute to remove parts for cleaning. Easy cleaning by water resistance design and stainless steel body.

VARIATIONS WITH SLANT SLICE.


Adjust the slice angle from 0 to 60 degree as you want. The thickness range is between 0.1 to 30 mm. The maximum slicing speed is 250 pieces per minute. Slice continuously or with any interval is possible.



0° slice



45° slice



60° slice



Item range sample

WTD-K160AII

WTD-S160A

WTD-S160

Pork neck

Chuck rib / Tongue

Pork loin / Fillet / Thigh

Ham / Roast beef / Cheese / Bacon

Salmon/Tuna

Whale / Tuna /Squid

WTD-S160A

Tornado 160 Stella A



CAPACITY
260
SLICES/MIN.
(MAX)

WTD-S160

Tornado 160 Stella



CAPACITY
260
SLICES/MIN.
(MAX)