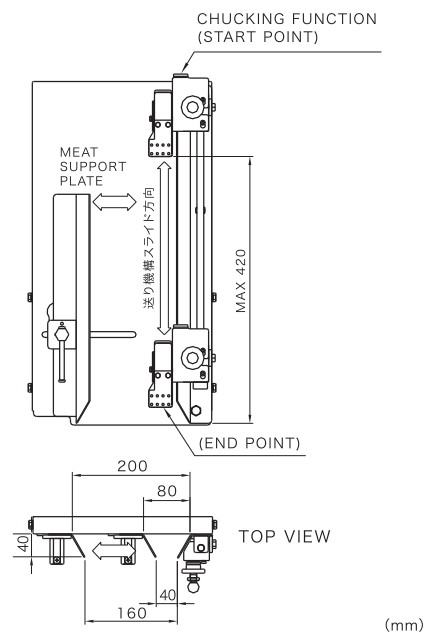


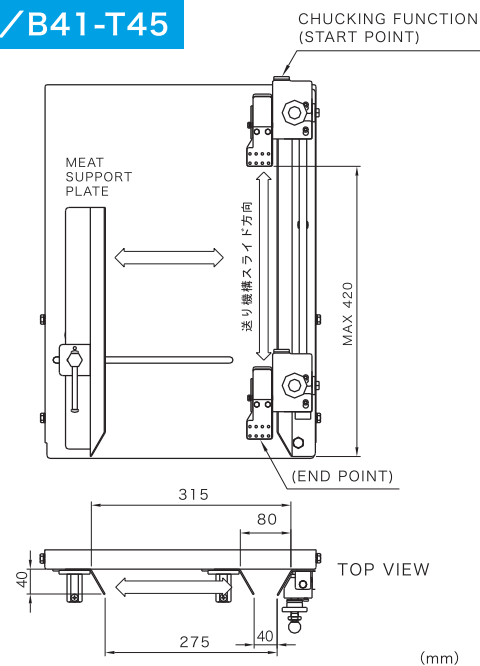
D-T45



MODEL	D-T45		
SLICE ANGLE	45degrees (fixed)		
SLICE SIZE (mm)	WIDTH	80~160	*1
	LENGTH	~420	*1
	HIGHT	~40	
TEMPERATURE	-4~-2°C *2		
TARGET MODEL	WSD-GII/SP/DX/ST		

\*1 It is a subject to be changed by the hight of products.  
\*2 It is all up to each product.

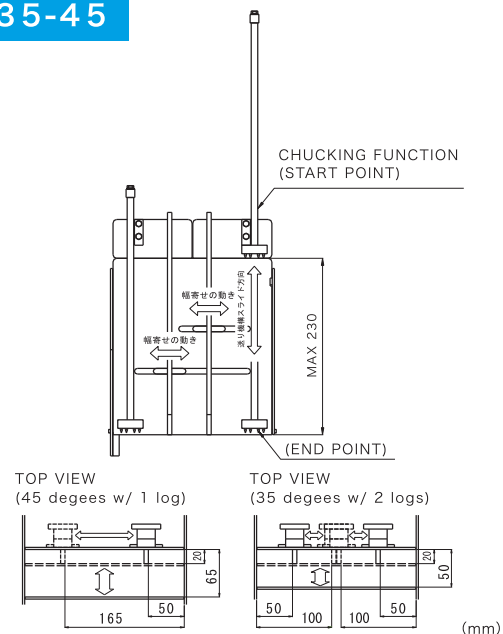
B-T45/B41-T45



MODEL	B-T45/B41-T45		
SLICE ANGLE	45degrees (fixed)		
SLICE SIZE (mm)	WIDTH	80~275	*1
	LENGTH	~420	*1
	HIGHT	~40	
TEMPERATURE	-5~-2°C *2		
TARGET MODEL	WBG-350/350II/350ST/350DX/410		

\*1 It is a subject to be changed by the hight of products.  
\*2 It is all up to each product.

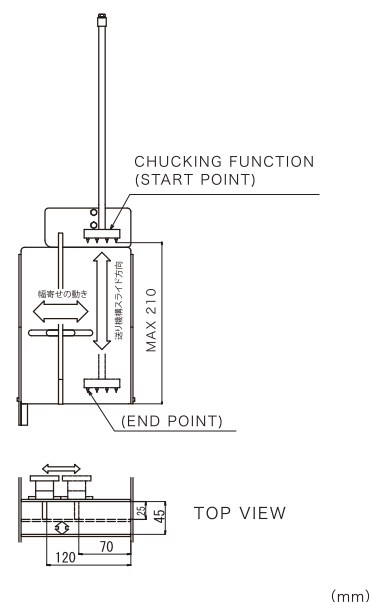
D-T35-45



MODEL	D-T35-45		
SLICE ANGLE	35 ~ 45degrees		
SLICE SIZE (mm)	WIDTH	1本投入時 50~165/2本投入時 50~100	*1
	LENGTH	~230	*1
	HIGHT	35度スライス 20~50/45度スライス 20~65	
TEMPERATURE	-4~0°C *2		
TARGET MODEL	WSD-GII/SP/DX/ST		

\*1 It is a subject to be changed by the hight of products.  
\*2 It is all up to each product.

MD-T45



MODEL	MD-T45		
SLICE ANGLE	45degrees (fixed)		
SLICE SIZE (mm)	WIDTH	70~120	*1
	LENGTH	~210	*1
	HIGHT	25 ~ 45	
TEMPERATURE	-3~0°C *2		
TARGET MODEL	WMD		

\*1 It is a subject to be changed by the hight of products.  
\*2 It is all up to each product.

CAUTION FOR USAGE

- Ensure to attach the meat carriage correctly and tighten the nuts.
- Be careful to operate with a needle plate.
- Pay attention to a needle plate when its downfall.

SALES AGENT

**WATANABE**  
WATANABE FOODMACH CO.,LTD.  
2-12-26 TSUYUHASHI NAKAGAWA-KU NAGOYA JAPAN  
TEL052-361-8511 FAX052-361-8490  
URL: <http://www.foodmach.co.jp/>  
In the interests of improvement, the specifications and appearance of the product are subject to change without notice.

# SIMPLE OPERATION BUT PROFESSIONAL FINISH



# SAVE PREPARATION TIME AND ADD EXTRA VALUE!!

HIGH EFFICIENCY  ADD EXTRA VALUE   
SAVE PREPARATION TIME 

**WATANABE**  
WATANABE FOODMACH CO.,LTD.

# SLANT MEAT CARRIAGE SERIES FROM WATANABE

JUST ATTACH IT TO YOUR CURRENT SLICER<sup>注1</sup>

注1: WSD-SP, WSD-GII, WSD-DX, WSD-ST, WBG-350, WBG-350I, WBG-350II, WBG-350DX, WBG-350ST, WBG-410, WMD.

LESS YIELD BY A NEW HOLDER SERIES


FOR SUPER DELUXE  
D-T45



FOR SUPER BIG 350  
B-T45



FOR SUPER BIG 410  
B41-T45



FOR SUPER DELUXE  
D-T35-45<sup>注2</sup>



FOR MINI DELUXE  
MD-T45



注2: 送り機構はD-T45、B-T45、B41-T45と異なります。

## NEW HOLDER SERIES : D-T45/B-T45/B41-T45

CHUCKING HOLDER



● Hold the products tightly and gives an efficient holding with any unique shape products.

CHUCKING HOLDER + NEEDLE END BLOCK



● To make a better yeild, it is recommendable to use a needle end block.

EXTENSION NEEDLE HOLDER(OPTION)



● Needle style can be useful for an unique shape product.  
● It is much faster and easier than Chucking holder to set the products.

Needle End Block

\* It is equipped a different holder for D-T35-45, MD-T45.

## DEFFERENCES BETWEEN REGULAR SLICES AND SLANT CARRIAGE SLICES

Chuck Short Rib

Regular Slice



Slice at 45 degrees



Pork Joe

Regular Slice



Slice at 45 degrees



## SLICE EXAMPLE

From Thinner to Wider Wastage will become Extra Profit

Pork Joe



Salmon



Chuck Short Rib



Mackarel

